

COVID-19 STOP




Freebie


Name: _____

STOP COVID-19


Color the pictures to show how to stop COVID-19.




I can wash my hands.




I can keep my hands away from my face.



I can cover my cough.



I can keep a safe distance.



I can stay home.

Thank You

Thank you so much for downloading this product! I hope it brings joy and learning to your classroom. I love to hear from you!! Click [HERE](#) to head back to TPT to leave feedback.

Remember to follow me by clicking on the green star in my TPT store to be the first to know about freebies, new products, and sales.



Mariele



Let's Get Social!

I love making new teacher friends! Click on the icons below to connect with me.



Terms of Use

Copyright © LoveMariele. All rights reserved. This product is to be used by the original downloader only. This item is bound by copyright laws and redistributing, editing, selling, or posting this item (or any part thereof) on the internet are all strictly prohibited without first gaining permission from the author.

Special thanks to these talented artists for sharing their clipart and fonts!



Teacher Tips

SPECIAL NOTE:

TEACHERS, I HOPE THIS RESOURCE FINDS YOU WELL. I HOPE THAT YOUR STUDENTS ARE FEELING SAFE AND HEALTHY. LET'S WORK TOGETHER TO STOP THE SPREAD OF THIS VIRUS.

HOW TO USE:

THIS RESOURCE INCLUDES A COLORING SHEET FOR STUDENTS TO COLOR WAYS TO HELP STOP THE SPREAD OF COVID-19 (CORONAVIRUS). IT ALSO INCLUDES A COLOR EMERGENT READER AS WELL AS A BLACK AND WHITE INDIVIDUAL STUDENT READER. TO ASSEMBLE THE BLACK AND WHITE READER, CUT ALONG THE LINES AND STAPLE INTO A BOOK. THERE IS A ILLUSTRATING AND WRITING WORKSHEET TO FOLLOW-UP THE READER.

HAPPY TEACHING!

♥ MARIEL






Name: _____

STOP COVID-19


Color the pictures to show how to stop COVID-19.



I can wash my hands.



I can cover my cough.



I can keep my hands away from my face.




I can keep a safe distance.



I can stay home.


STOP COVID-19




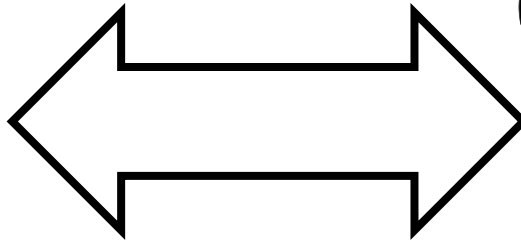

I can wash my hands.



I can cover my cough.



I can keep my hands away
from my face.

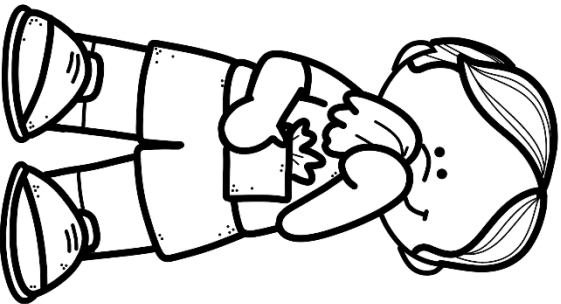


I can keep a safe distance.



I can stay home.


I can cover my
cough.



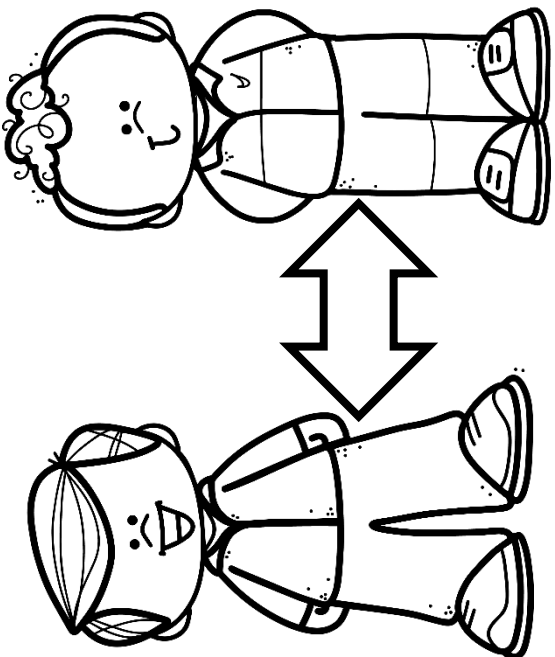
I can keep my
hands away
from my face.



I can wash my
hands.

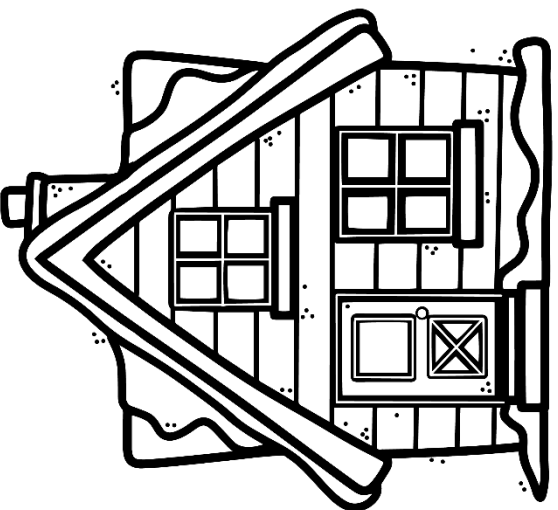



I can keep a
safe distance.




COVID-19

STOP



I can stay home.

Name: _____



STOP COVID-19

Draw how you can help stop COVID-19.

A large, empty rectangular box with a thick black border, intended for a child to draw their ideas for stopping COVID-19.

Describe how you can help stop COVID-19.

A set of horizontal lines for writing. It consists of a solid top line, a dashed middle line, and a solid bottom line, repeated twice to provide space for a child to describe their drawing.